



Mechanical Vibrations  
Homework 4

Please solve the following problems from chapter 4 of the text book:  
Chapter 4: Problems 10-11,19-22,24,31-34

**4-10** A company crates its products for shipping as shown in Fig. P4-2(a). The skid is securely mounted on a truck. Experience indicates that this method of crating is satisfactory. To cut the shipping cost, it is proposed to put two items in a crate as shown in Fig. P4-2(b). Would you approve this proposal?

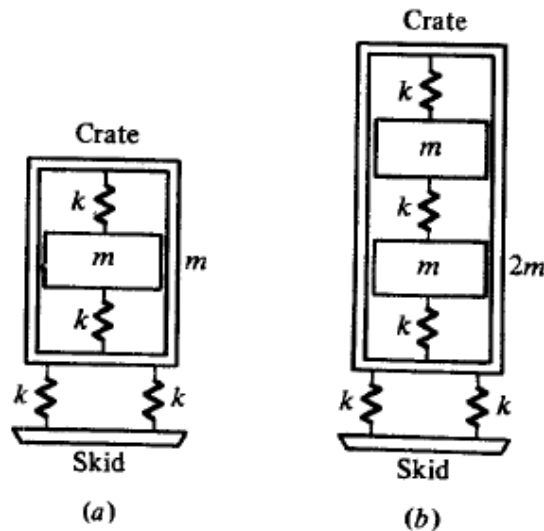


FIG. P4-2.

**4-11** Consider an undamped three-degree-of-freedom system

$$\begin{bmatrix} 2 & 0 & 0 \\ 0 & 1 & 0 \\ 0 & 0 & 2 \end{bmatrix} \begin{bmatrix} \ddot{x}_1 \\ \ddot{x}_2 \\ \ddot{x}_3 \end{bmatrix} + \begin{bmatrix} 4 & -1 & 0 \\ -1 & 2 & -1 \\ 0 & -1 & 4 \end{bmatrix} \begin{bmatrix} x_1 \\ x_2 \\ x_3 \end{bmatrix} = \begin{bmatrix} F_1(t) \\ F_2(t) \\ F_3(t) \end{bmatrix}$$

where  $\{F(t)\}$  is a vector of transient excitations. (a) Find the frequency equation and the natural frequencies. (b) Determine the modal vectors and the modal matrix. (c) Verify that the modal vectors are orthogonal relative to the matrices  $M$  and  $K$  as shown in Eq. (4-40). (d) Write the uncoupled equations as indicated in Eq. (4-41).

- 4-19** Find the motions  $x_1(t)$  and  $x_2(t)$  of the semidefinite system shown in Fig. P4-3(a), where  $\delta(t)$  is a unit impulse. Assume zero initial conditions.

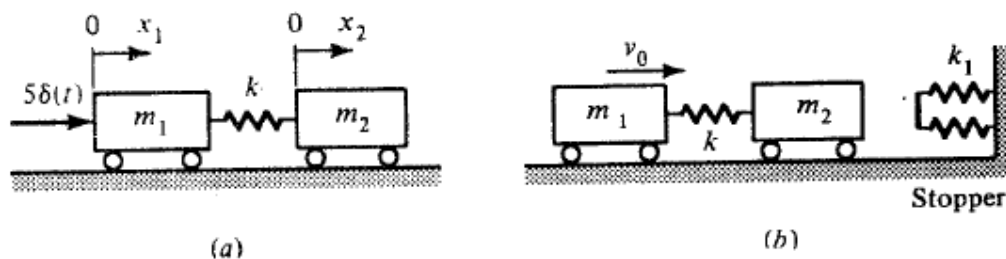


FIG. P4-3.

- 4-20** A semidefinite system strikes a stopper as shown in Fig. P4-3(b). Find the maximum force transmitted to the base of the stopper. Assume the velocity  $v_0$  is constant and the springs are initially unstressed. Assume  $m_1 = m_2$  and  $k_1 = 2k$ .
- 4-21** A branched-gear system is shown in Fig. P4-4. Assume the inertial effect of the shafts and the coupling is negligible. The gear ratio of the gears  $J_b : J_c = 1 : 2$  and  $J_b : J_d = 1 : 3$ . The data as shown are in the SI units. (a)

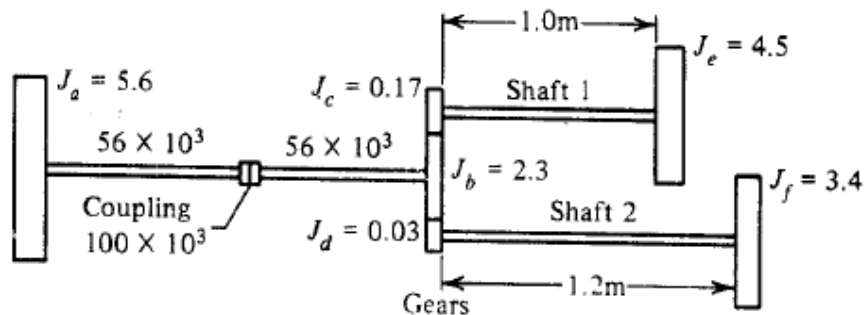


FIG. P4-4. Branched-gear system.

Specify the diameters of the shafts 1 and 2 such that the system has only two numerically distinct nonzero natural frequencies. (b) Find the natural frequencies.

- 4-22** Assuming harmonic excitations, find the steady-state response of each of the systems in Fig. P4-5.

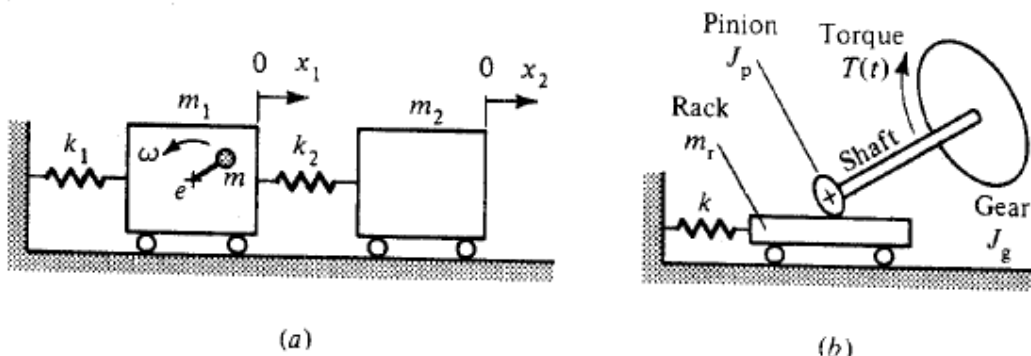


FIG. P4-5.

- 4-24** A torque  $T \sin \omega t$  is applied to  $J_1$  of the torsional system in Fig. P4-6(a). If  $J_1 = 0.5 \text{ m}^2 \cdot \text{kg}$ ,  $k_{t1} = 560 \times 10^3 \text{ m} \cdot \text{N}/\text{rad}$ ,  $T = 226 \text{ m} \cdot \text{N}$ , and  $\omega = 10^3 \text{ rad/s}$ , specify  $J_2$  and  $k_{t2}$  of the absorber such that the resonant frequencies are 20 percent from the excitation frequency.

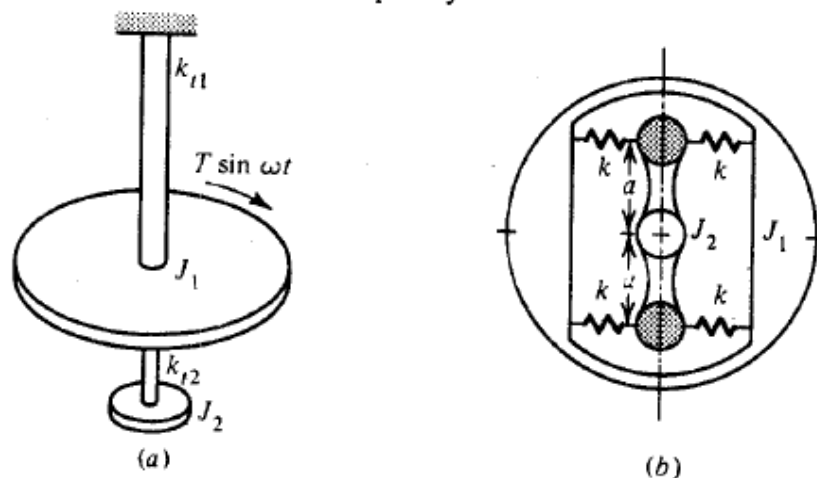


FIG. P4-6.

- 4-31** Find the influence coefficients for each of the systems shown in Fig. P4-7. Assume that the beams are of negligible mass.

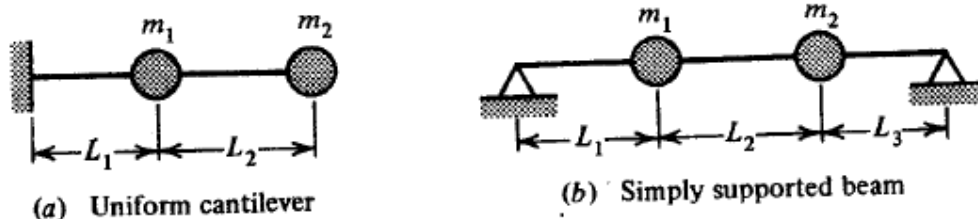


FIG. P4-7.

- 4-32** A shaft carrying two rotating disks is shown in Fig. P4-8(a). Find the influence coefficients and the critical speeds of the assembly. Assume that (1) the deflections of the bearings and the gyroscopic effect of the disks are negligible, and (2)  $L_1 = 150 \text{ mm}$  and  $L = 600 \text{ mm}$ .

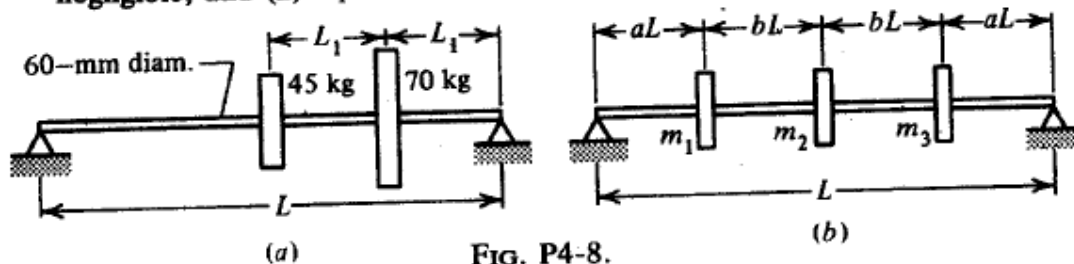


FIG. P4-8.

- 4-33** A shaft, with bending stiffness  $EI$  and carrying three rotating disks, is shown in Fig. P4-8(b). Assume that the mass of the shaft and the gyroscopic effect of the disks are negligible. Find the critical speeds of the assembly: (a) if  $m_1 = m_3 = 2m_2$  and  $a = b$ ; (b) if  $m_1 = m_2 = m_3$  and  $b = 2a$ .
- 4-34** A continuous shaft of negligible mass and carrying two disks is shown in Fig. P4-9. Determine the influence coefficients and the critical speeds.

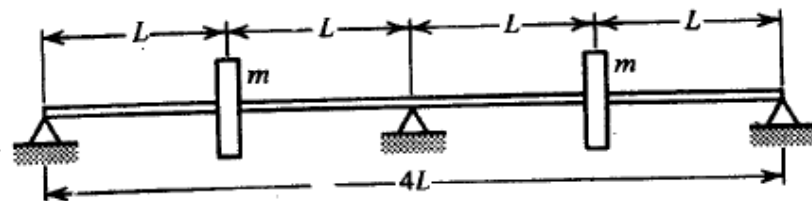


FIG. P4-9.